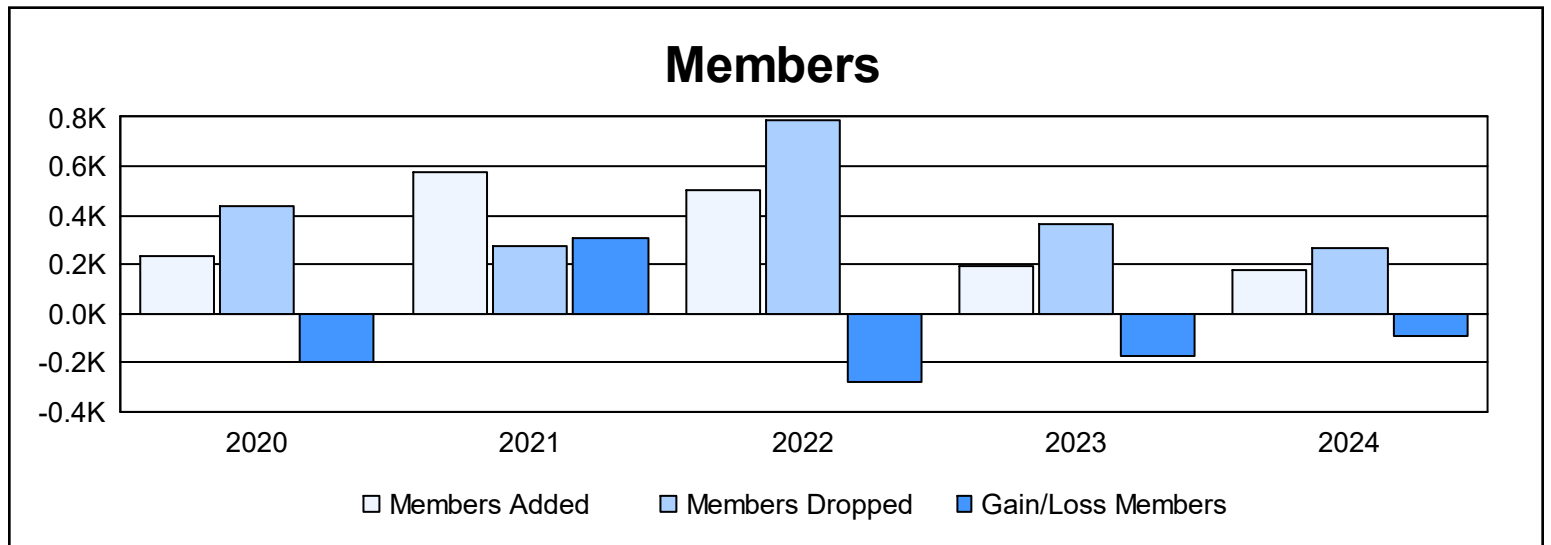
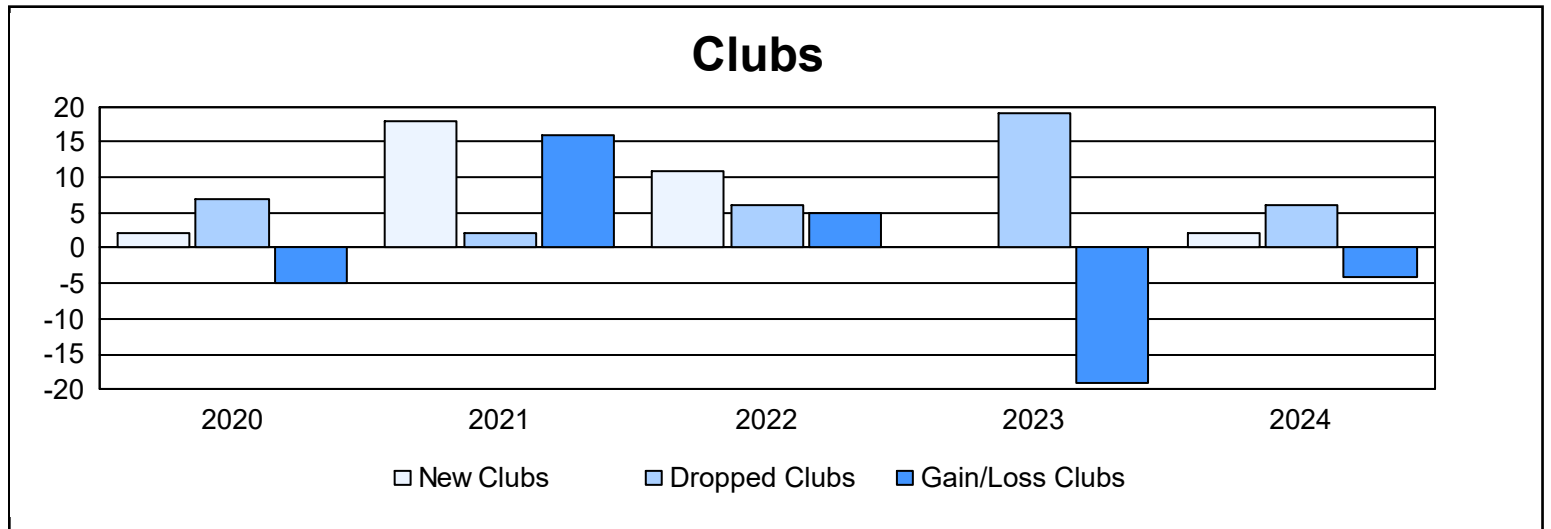
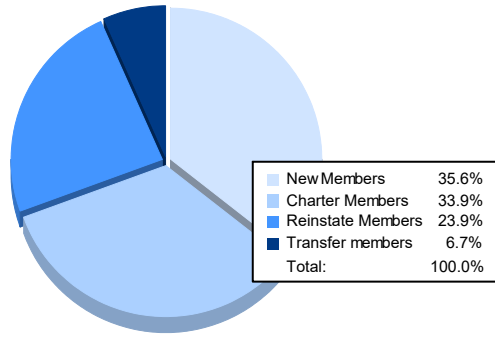


Year	New Clubs	Dropped Clubs	Gain/ Loss Clubs	New Members	Charter Members	Reinstate Members	Transfer Members	Total Member Added	Total Members Dropped	Gain/ Loss Members
2019-2020	2	7	-5	106	75	41	14	236	436	-200
2020-2021	18	2	16	171	379	13	15	578	272	306
2021-2022	11	6	5	155	286	8	54	503	785	-282
2022-2023	0	19	-19	129	18	31	15	193	368	-175
2023-2024	2	6	-4	64	61	43	12	180	270	-90
<b>Average</b>	<b>7</b>	<b>8</b>	<b>-1</b>	<b>125</b>	<b>164</b>	<b>27</b>	<b>22</b>	<b>338</b>	<b>426</b>	<b>-88</b>



### Membership Composition June 2024 Cumulative



### Gender Composition June 2024 Cumulative

